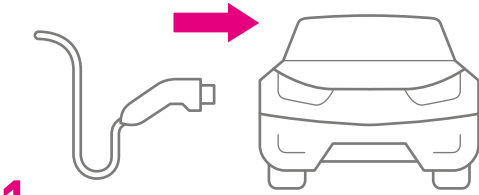
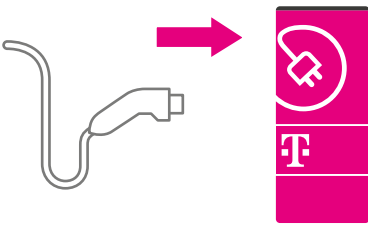


# Bedienungsanleitung für Comfortcharge Ladesäulen

## START




**1**  
Ladekabel mit dem Fahrzeug verbinden



**2**  
Ladekabel mit der Ladestation verbinden



**3**  
Ladekarte vorhalten, Lade-App aufrufen oder QR-Code scannen und Anweisungen folgen



**4**  
Prüfen, ob Ladevorgang gestartet wird

Hotline:

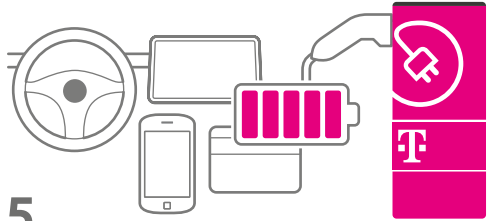
**0800 6660044**

Weitere Infos:

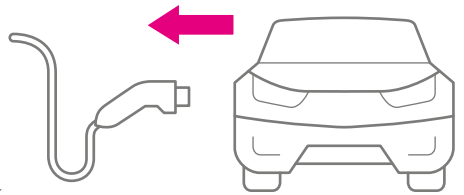
**[www.comfortcharge.de](http://www.comfortcharge.de)**

 Connecting your world.

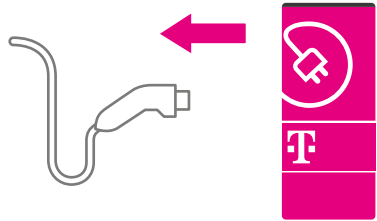
## STOPP



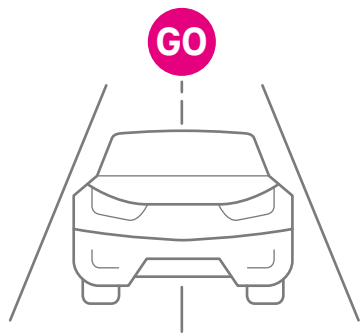
**5**  
Ladevorgang mit Ladekarte, Lade-App, über mobile Website oder über das Fahrzeug beenden



**6**  
Ladekabel vom Fahrzeug entfernen



**7**  
Ladekabel von der Ladestation entfernen



**8**  
Gute Fahrt!

- 1** Connect charging cable to vehicle
- 2** Connect charging cable to charging station
- 3** Use charging card, app or QR-code at the charging point and follow the instructions
- 4** Check that the charging process has started
- 5** Stop charging, using charging card, app, mobile website or vehicle
- 6** Disconnect charging cable from vehicle
- 7** Disconnect charging cable from charging station
- 8** Have a safe journey!